

Reports powered by...

Perspective



Elmwood School



Parents Ofsted Questionnaire 22/12/2023

Created on 22/12/2023

Printed by Lee Cross

Introduction

Perspective surveys are an opportunity to find out how a group of people perceive things that relate to your school or centre.

The following pages contain the results of your survey. Use this report to help you understand peoples perceptions and develop your school or centre to cater for or improve these perceptions.

The Survey

The survey was active between 13/12/2023 – 22/12/2023 and was answered anonymously.

The survey asks a series of questions which the person must rate. The ratings are as follows:

1. Strongly agree
2. Agree
3. Disagree
4. Strongly disagree

The Report

This report is broken down into several sections:

- **Survey Response**

This is an overview of how people responded to your survey.

- **Feedback Summary**

This section gives an overall look at the survey answers.

- **Detailed Feedback**

This section details answers given to each question.

Important note regarding this report:

Reports from surveys contain all the collated feedback from all respondents excepting the following:

Where a survey response contains offensive language, or information that breaches confidentiality/privacy, or information that endangers others, or information that might identify specific children, and where this is detected by automated processes in the software or by quality review, then these responses will be omitted from the survey report.

Survey Responses

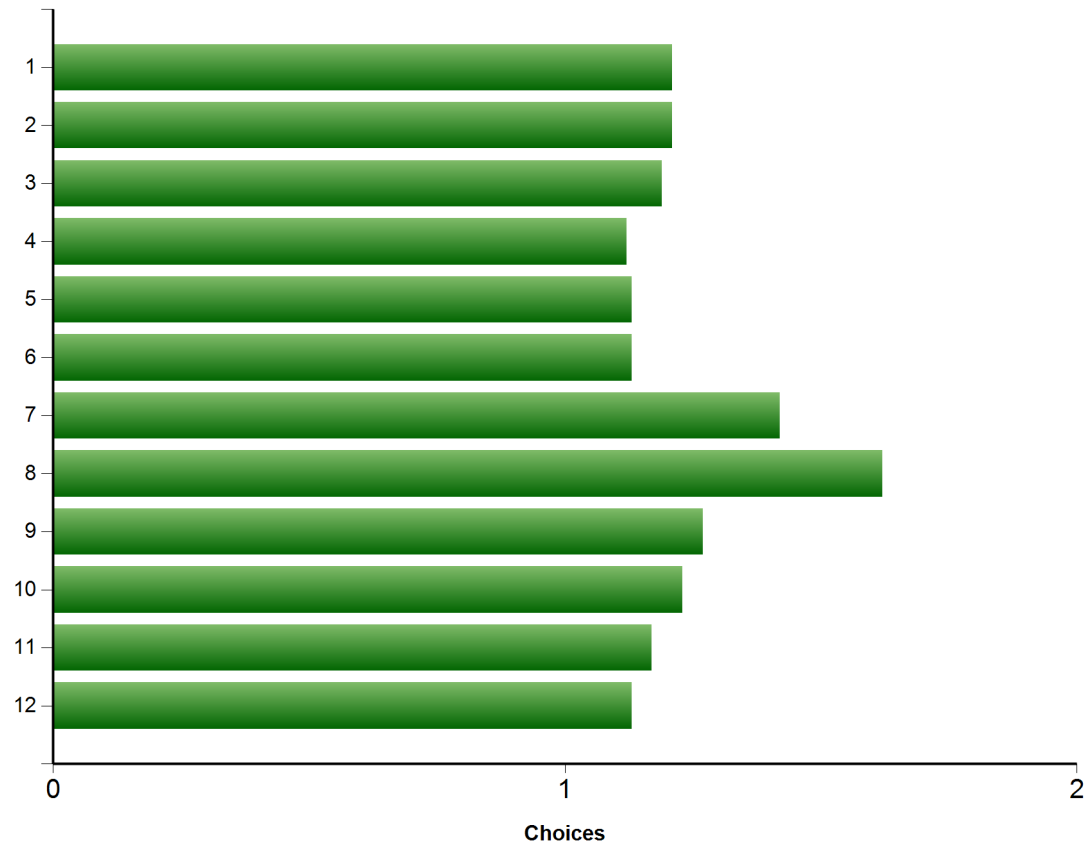
This table gives an overview of the amount of responses you have received.

Distributed To	Completed Questionnaire
54	52

Feedback Summary

Here is a graph representing the average user response for each question

Question	Response				Average
	1	2	3	4	
1	42	9	1	0	1.21
2	41	11	0	0	1.21
3	42	10	0	0	1.19
4	46	6	0	0	1.12
5	45	7	0	0	1.13
6	45	7	0	0	1.13
7	33	16	3	0	1.42
8	25	23	3	1	1.62
9	39	12	1	0	1.27
10	41	10	1	0	1.23
11	43	9	0	0	1.17
12	45	7	0	0	1.13

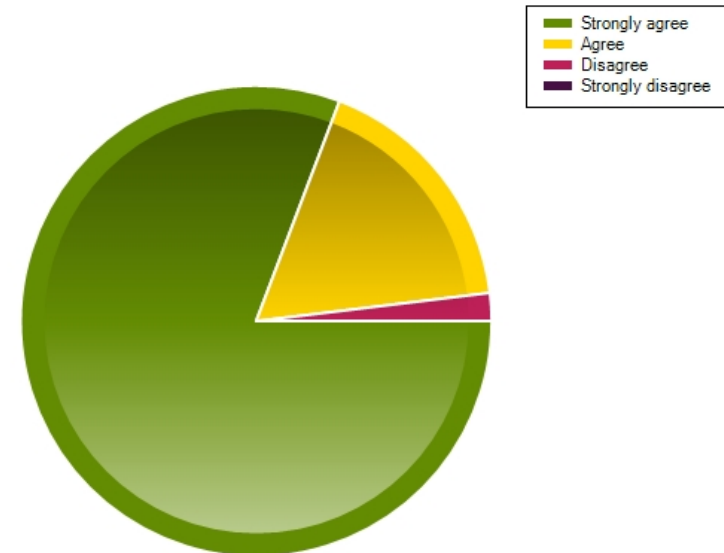
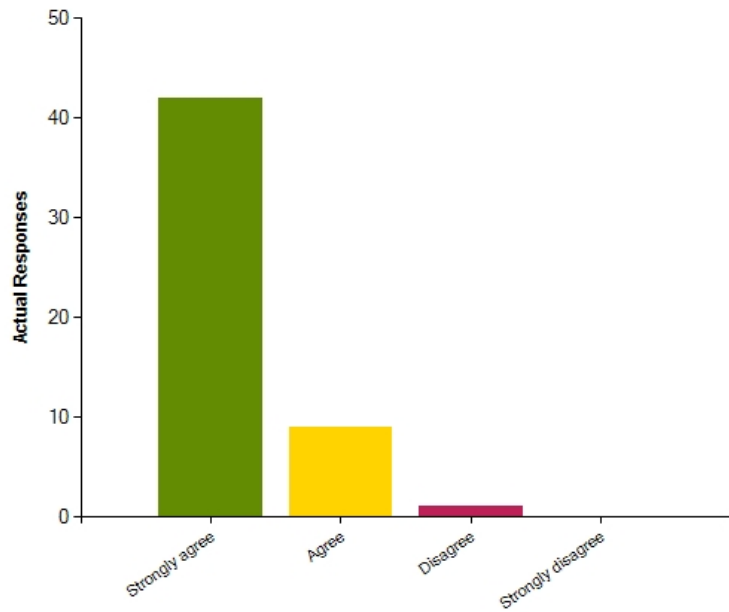


Questions

Question : My child feels safe at this school

	Strongly agree	Agree	Disagree	Strongly disagree
No. Of Responses	42	9	1	0
Response Percentage	80.77	17.31	1.92	0

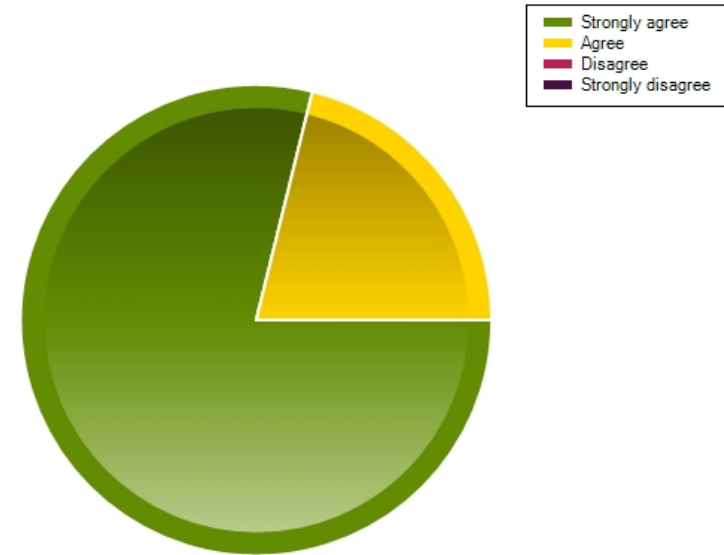
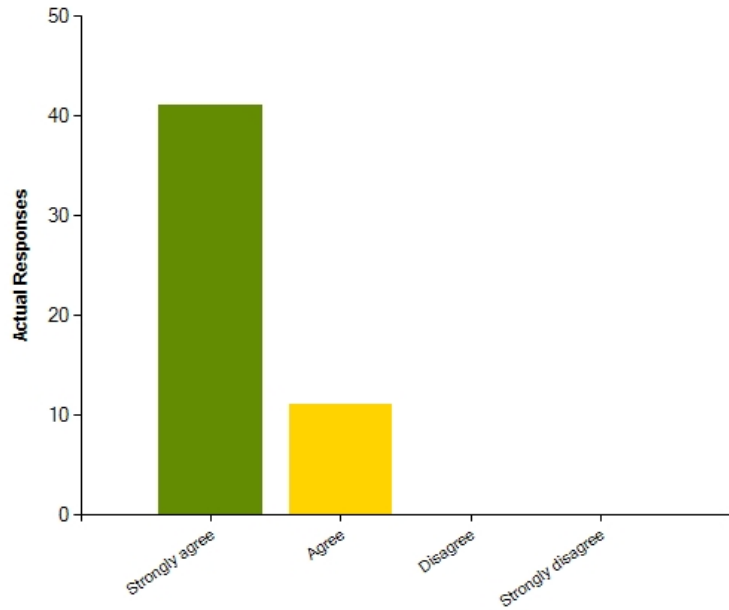
Average Response	1.21
Most Popular Response	Strongly agree



Question : My child is making good progress at this school.

	Strongly agree	Agree	Disagree	Strongly disagree
No. Of Responses	41	11	0	0
Response Percentage	78.85	21.15	0	0

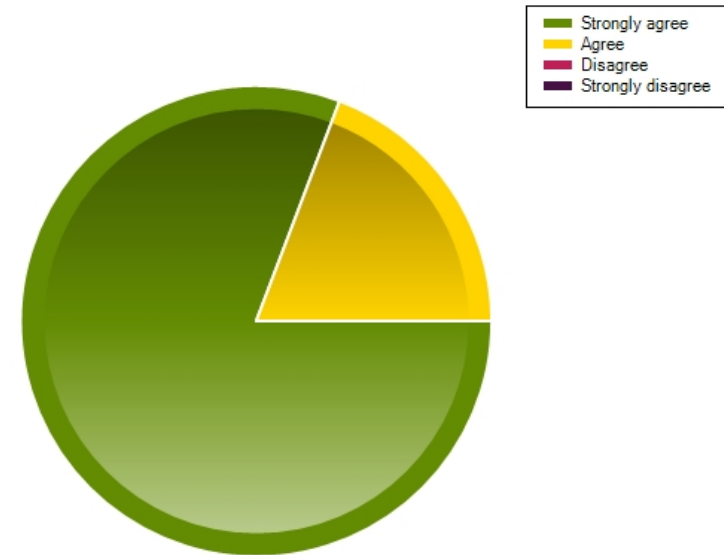
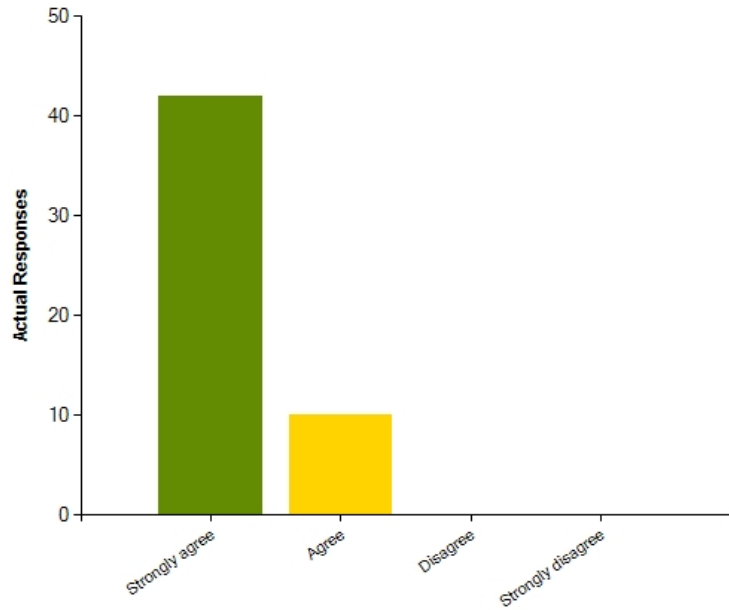
Average Response	1.21
Most Popular Response	Strongly agree



Question : This school meets my child's particular needs.

	Strongly agree	Agree	Disagree	Strongly disagree
No. Of Responses	42	10	0	0
Response Percentage	80.77	19.23	0	0

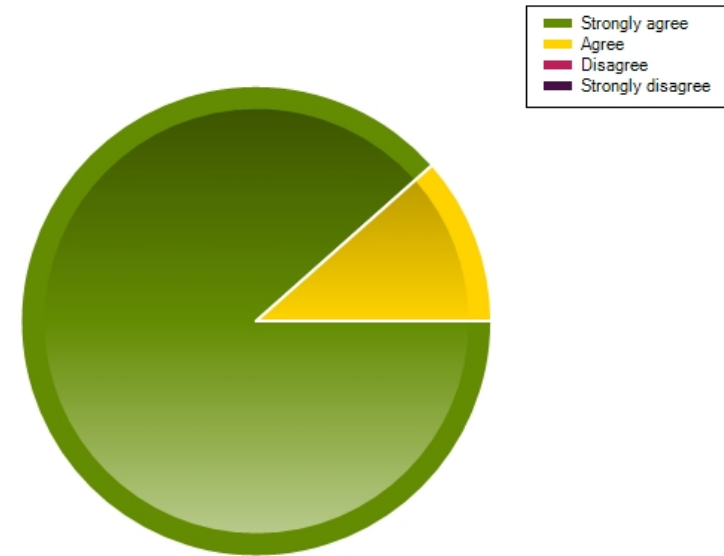
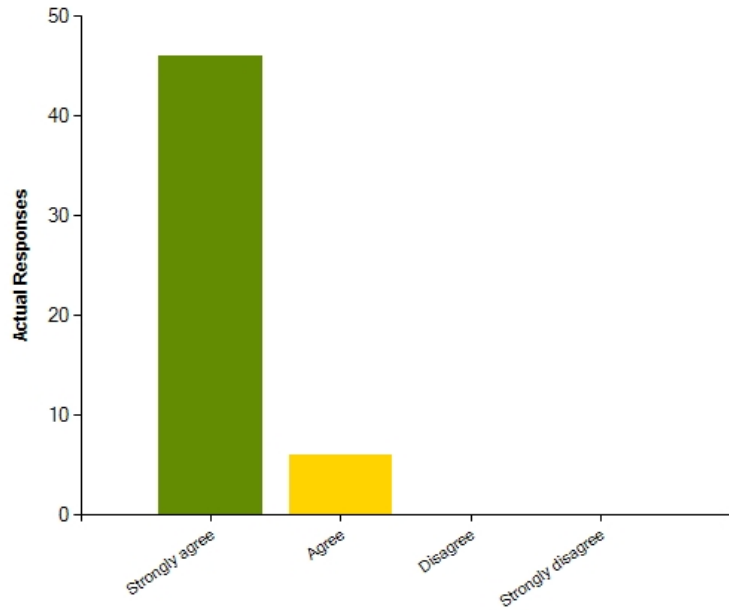
Average Response	1.19
Most Popular Response	Strongly agree



Question : This school ensures my child is well looked after.

	Strongly agree	Agree	Disagree	Strongly disagree
No. Of Responses	46	6	0	0
Response Percentage	88.46	11.54	0	0

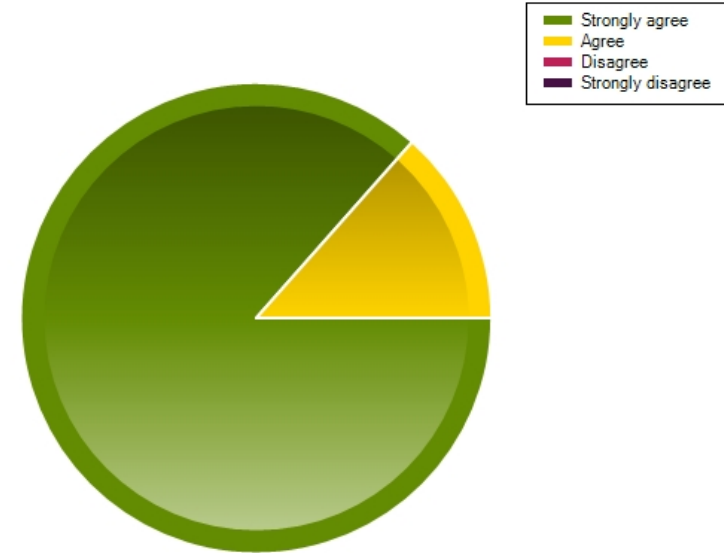
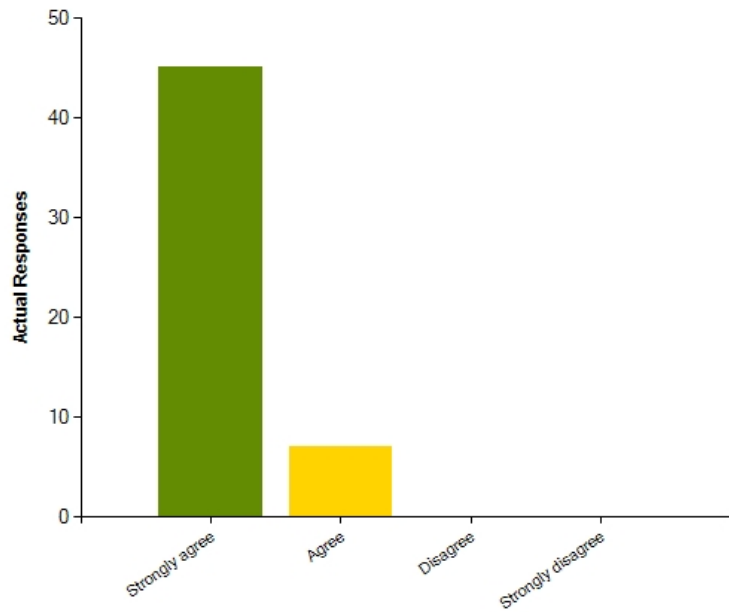
Average Response	1.12
Most Popular Response	Strongly agree



Question : My child is taught well at this school.

	Strongly agree	Agree	Disagree	Strongly disagree
No. Of Responses	45	7	0	0
Response Percentage	86.54	13.46	0	0

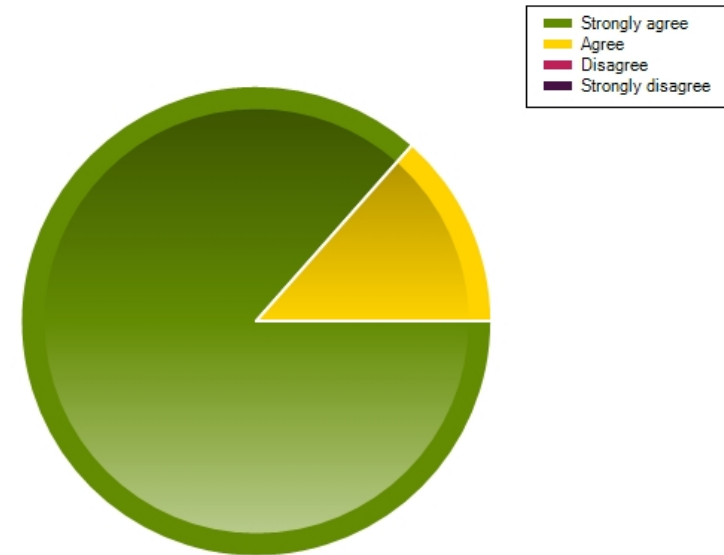
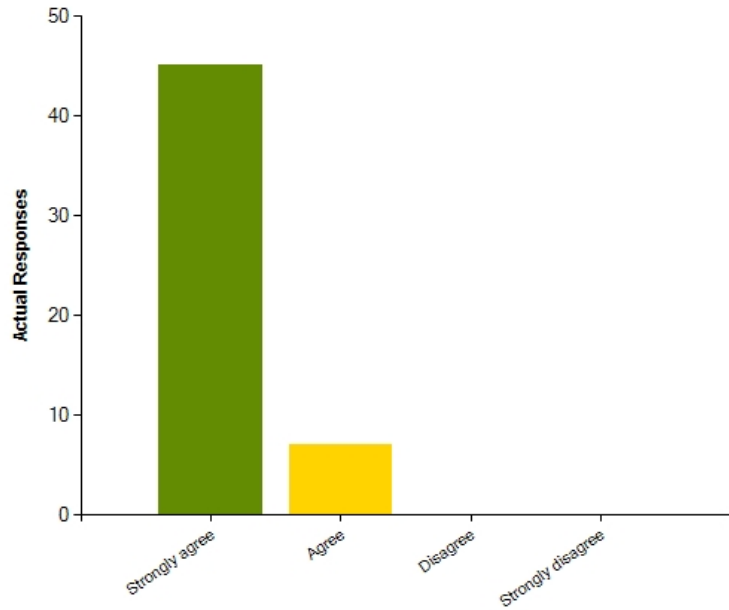
Average Response	1.13
Most Popular Response	Strongly agree



Question : This school helps my child to develop skills in communication, reading, writing and mathematics.

	Strongly agree	Agree	Disagree	Strongly disagree
No. Of Responses	45	7	0	0
Response Percentage	86.54	13.46	0	0

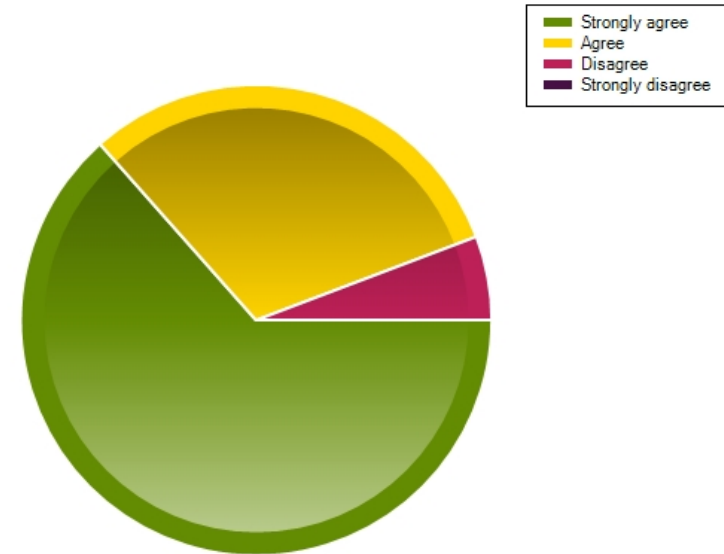
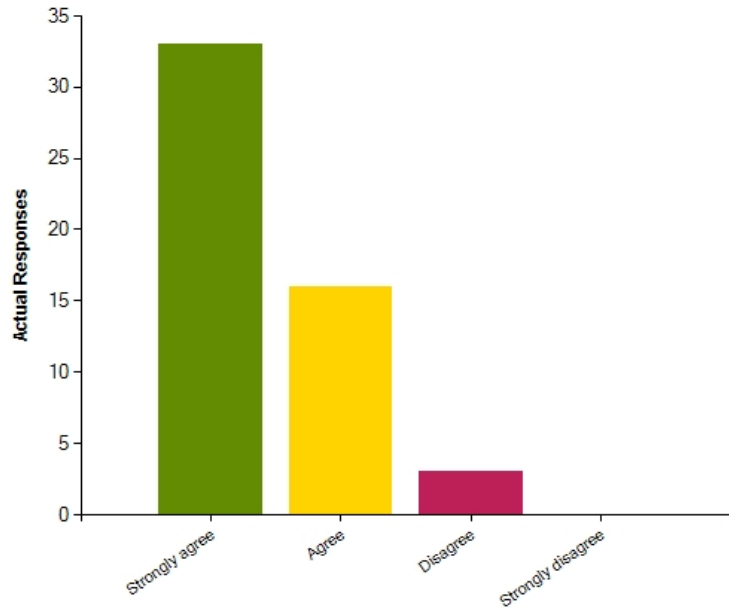
Average Response	1.13
Most Popular Response	Strongly agree



Question : There is a good standard of behaviour at this school.

	Strongly agree	Agree	Disagree	Strongly disagree
No. Of Responses	33	16	3	0
Response Percentage	63.46	30.77	5.77	0

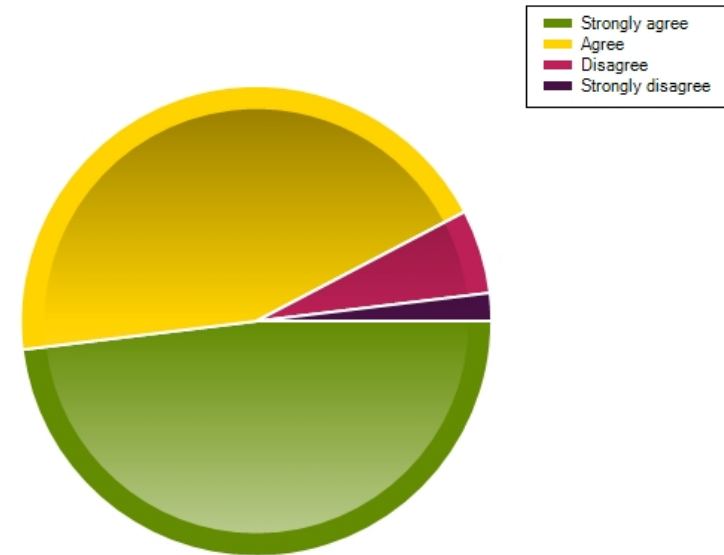
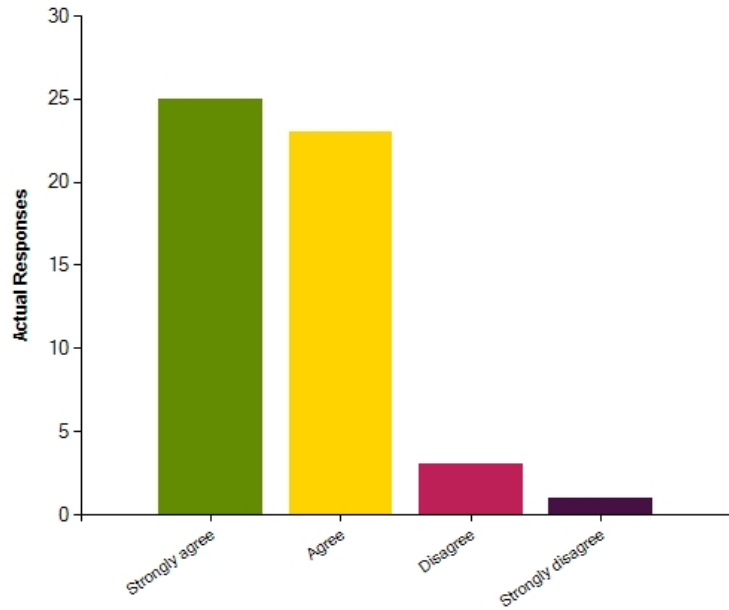
Average Response	1.42
Most Popular Response	Strongly agree



Question : My child's lessons are not disrupted by bad behaviour.

	Strongly agree	Agree	Disagree	Strongly disagree
No. Of Responses	25	23	3	1
Response Percentage	48.08	44.23	5.77	1.92

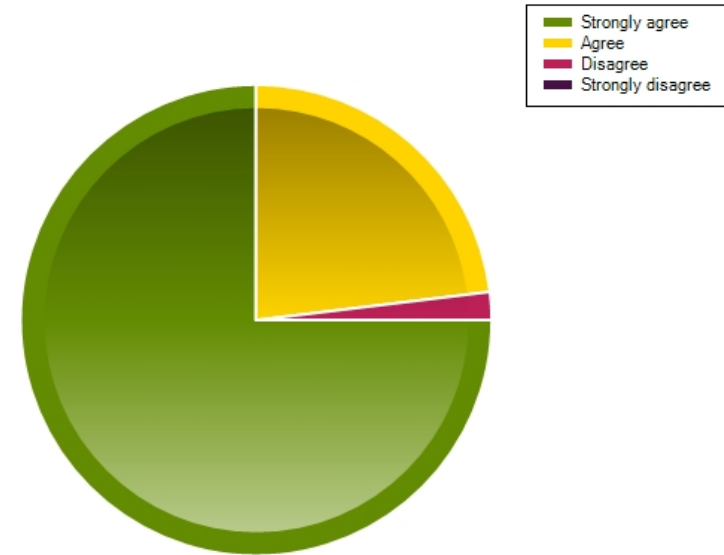
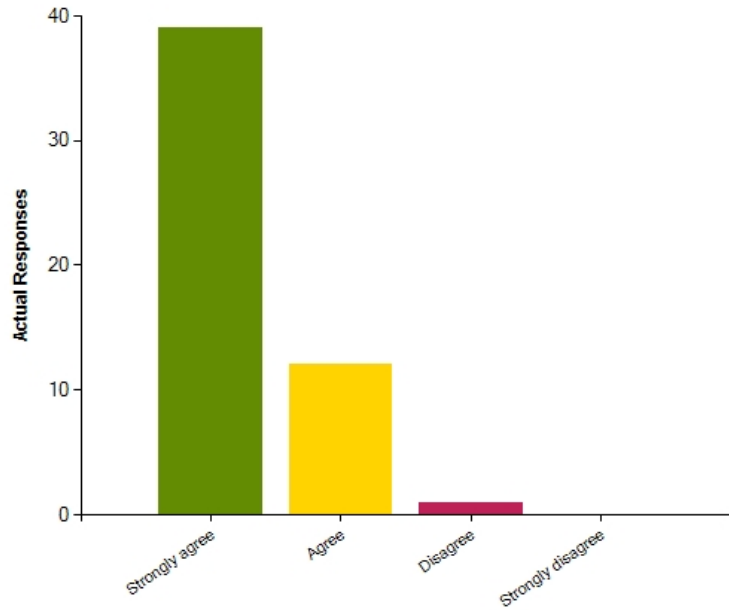
Average Response	1.62
Most Popular Response	Strongly agree



Question : This school deals with any cases of bullying effectively. (Bullying includes persistent name-calling, cyber, racist and homophobic bullying).

	Strongly agree	Agree	Disagree	Strongly disagree
No. Of Responses	39	12	1	0
Response Percentage	75	23.08	1.92	0

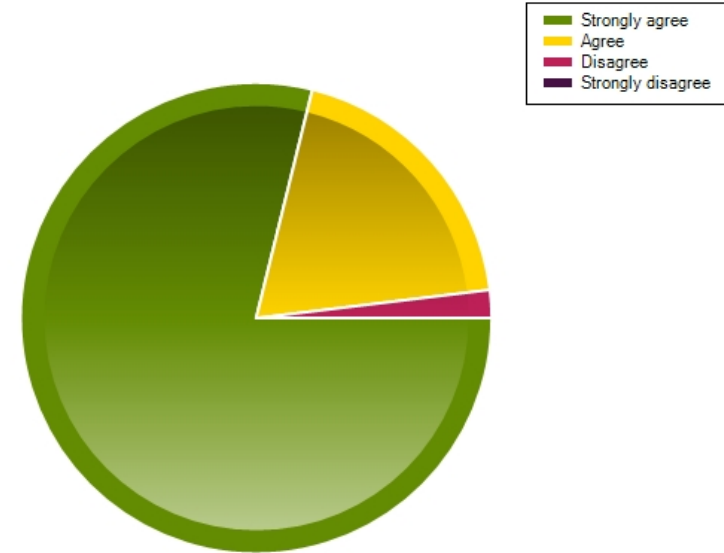
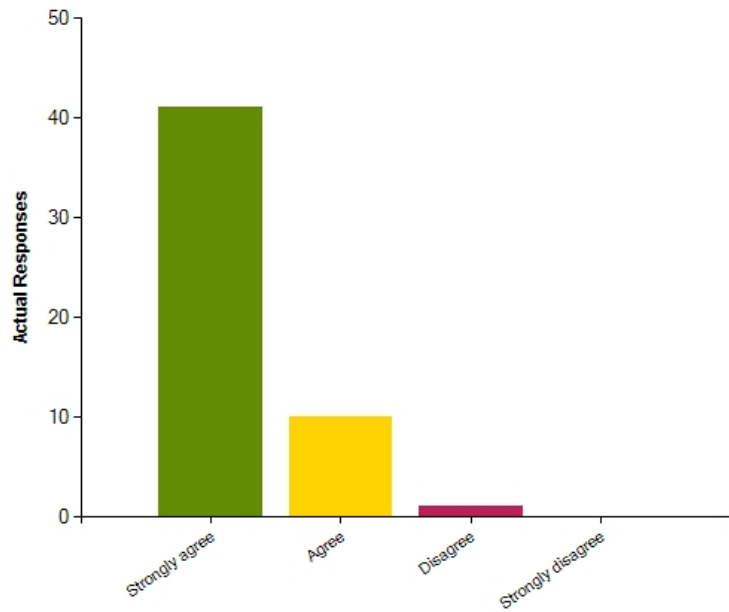
Average Response	1.27
Most Popular Response	Strongly agree



Question : This school helps me to support my child's learning.

	Strongly agree	Agree	Disagree	Strongly disagree
No. Of Responses	41	10	1	0
Response Percentage	78.85	19.23	1.92	0

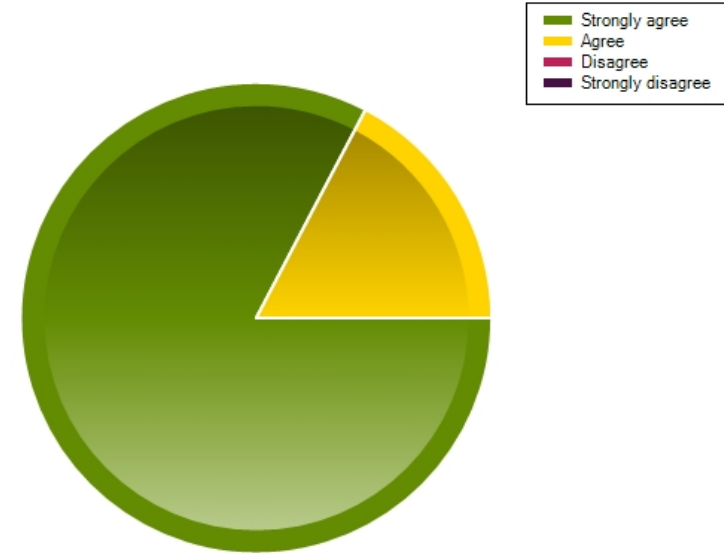
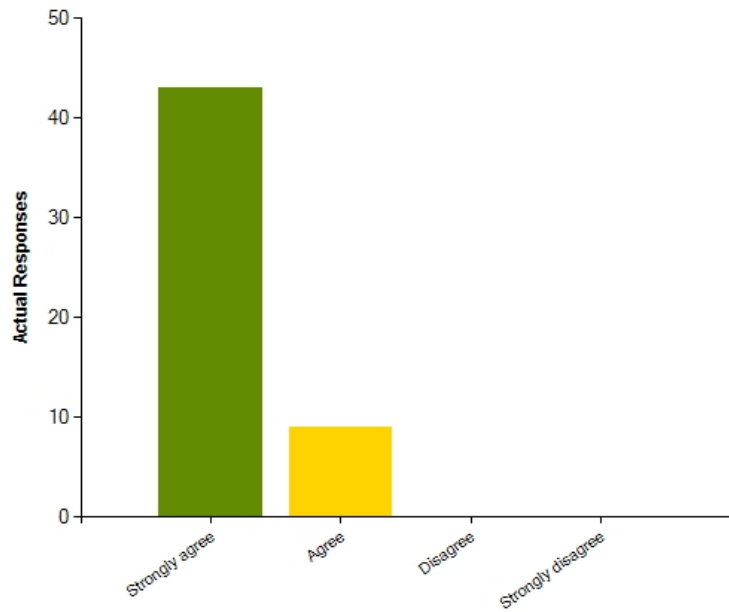
Average Response	1.23
Most Popular Response	Strongly agree



Question : This school responds well to my concerns.

	Strongly agree	Agree	Disagree	Strongly disagree
No. Of Responses	43	9	0	0
Response Percentage	82.69	17.31	0	0

Average Response	1.17
Most Popular Response	Strongly agree



Question : This school keeps me well informed.

	Strongly agree	Agree	Disagree	Strongly disagree
No. Of Responses	45	7	0	0
Response Percentage	86.54	13.46	0	0

Average Response	1.13
Most Popular Response	Strongly agree

