


Year 11 Leavers (2019)  
Autumn Term 2019 Retention Information


■ College / Training Provider ■ NEET (but engaging) ■ NEET (but not engaging)  
■ Employed ■ Other



Destination	No of Pupils	% of Pupils
College / Training Provider	10	71.42857
NEET (but engaging)	2	14.28571
NEET (but not engaging)	2	14.28571
Employed	0	0
Other	0	0
<b>Total</b>	<b>14</b>	<b>100</b>

Year 11 Leavers (2019)  
Autumn Term 2020 Retention Information


■ College / Training Provider ■ NEET (but engaging) ■ NEET (but not engaging)  
■ Employed ■ Other



Destination	No of Pupils	% of Pupils
College / Training Provider	7	50
NEET (but engaging)	1	7.142857
NEET (but not engaging)	1	7.142857
Employed	3	21.42857
Other	2	14.28571
<b>Total</b>	<b>14</b>	<b>100</b>

Year 11 Leavers (2019)  
Spring Term 2020 Retention Information


■ College / Training Provider ■ NEET (but engaging) ■ NEET (but not engaging)  
■ Employed ■ Other



Destination	No of Pupils	% of Pupils
College / Training Provider	8	57.14286
NEET (but engaging)	2	14.28571
NEET (but not engaging)	3	21.42857
Employed	1	7.142857
Other	0	0
<b>Total</b>	<b>14</b>	<b>100</b>

Year 11 Leavers (2019)  
Spring Term 2021 Retention Information

■ College / Training Provider ■ NEET (but engaging) ■ NEET (but not engaging)  
■ Employed ■ Other



Destination	No of Pupils	% of Pupils
College / Training Provider	8	57.14286
NEET (but engaging)	1	7.142857
NEET (but not engaging)	1	7.142857
Employed	3	21.42857
Other	1	7.142857
<b>Total</b>	<b>14</b>	<b>100</b>

Year 11 Leavers (2019)  
Summer Term 2020 Retention Information

■ College / Training Provider ■ NEET (but engaging) ■ NEET (but not engaging)  
■ Employed ■ Other



Destination	No of Pupils	% of Pupils
College / Training Provider	8	57.14286
NEET (but engaging)	0	0
NEET (but not engaging)	3	21.42857
Employed	3	21.42857
Other	0	0
<b>Total</b>	<b>14</b>	<b>100</b>

Year 11 Leavers (2019)  
Summer Term 2021 Retention Information

■ College / Training Provider ■ NEET (but engaging) ■ NEET (but not engaging)  
■ Employed ■ Other



Destination	No of Pupils	% of Pupils
College / Training Provider	8	57.14286
NEET (but engaging)	1	7.142857
NEET (but not engaging)	1	7.142857
Employed	3	21.42857
Other	1	7.142857
<b>Total</b>	<b>14</b>	<b>100</b>