


# Helping you get the most from MARVELLOUS ME

Keeping you informed of your child's activities and achievements at school is important to us, so we are excited to use MarvellousMe.

It's free and helps you to:

- Have more meaningful conversations with your child about their day.
- Continue your child's learning and practise topics covered in class.
- Say well done for their achievements.
- Share the good news with partners, grandparents and carers.





# Is your MarvellousMe ready for the new school year?



Have you created a MarvellousMe parent account before?

YES

NO

Does your device have the latest 'MarvellousMe for Parents' app?

YES

NO

1. Open the app and log in (if necessary)\*
2. Check you can see your child's avatar. *(If not, please ask the school office for your child's active join code and tap 'Add child')*.
3. Tap 'Settings' to ensure you have device notifications switched on.

Update the app in either the App Store (for Apple devices) or Google Play Store (for Android devices).

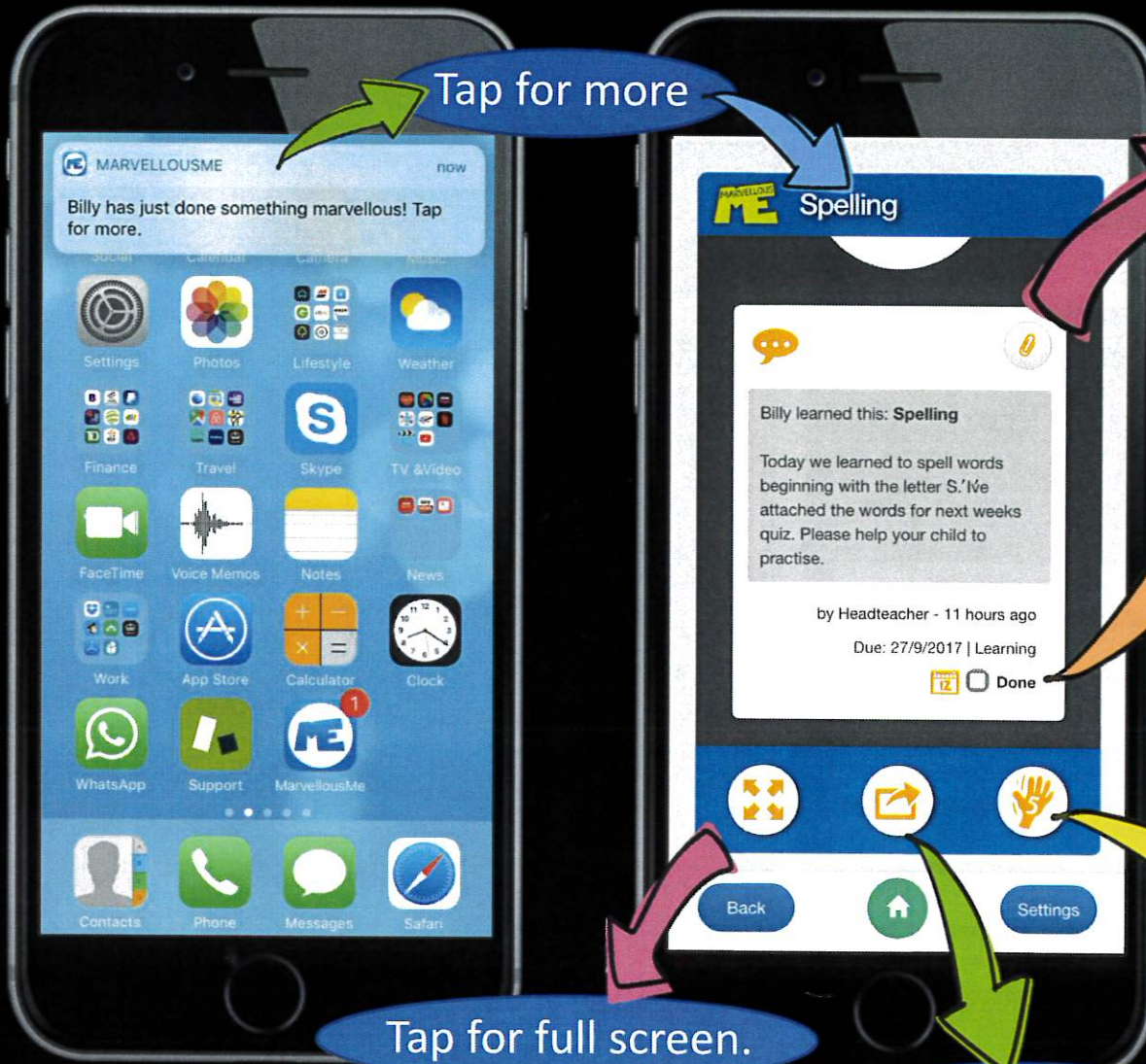
1. Ask the school office for your child's join code.
2. Download the FREE app from the App / Google Play Store and tap 'Sign Up'.
3. Create a parent account using the join code and your email address.
4. Log in and tap 'Settings' to ensure you have device notifications switched on.

**\*Forgotten your password?** Tap 'Forgot?' on the log in screen and enter your email address to be sent a reset link.

**\*Forgotten which email address you signed up to MarvellousMe with?** The school office can check this for you.



# Using MarvellousMe



Tap for more

Tap to download any attachment.

If the note contains a home task with a due-date, you will see this under the message.

Tap to add the due-date to your device's calendar. Mark the task as 'Done'.

Tap for full screen.

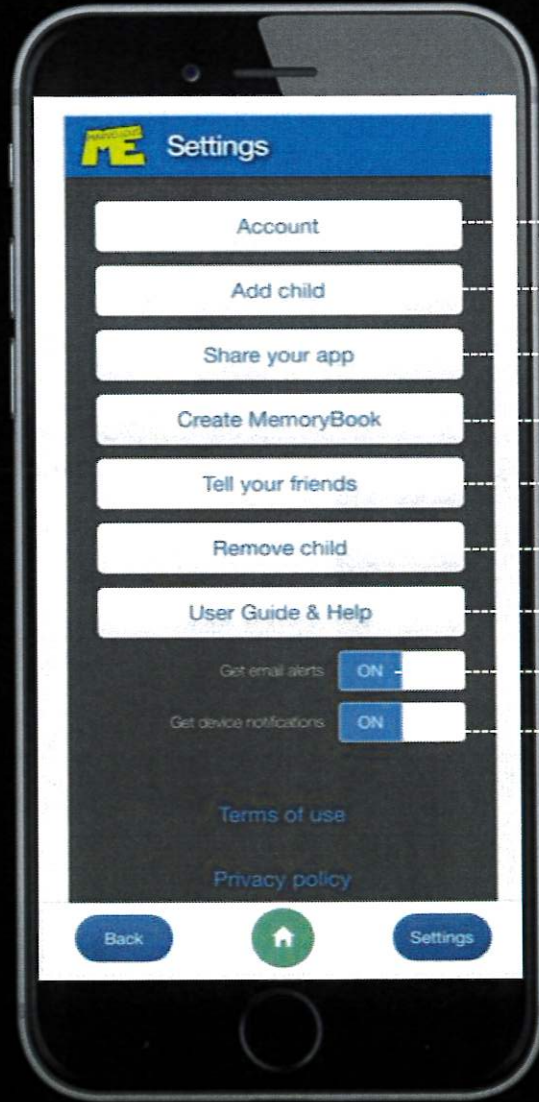
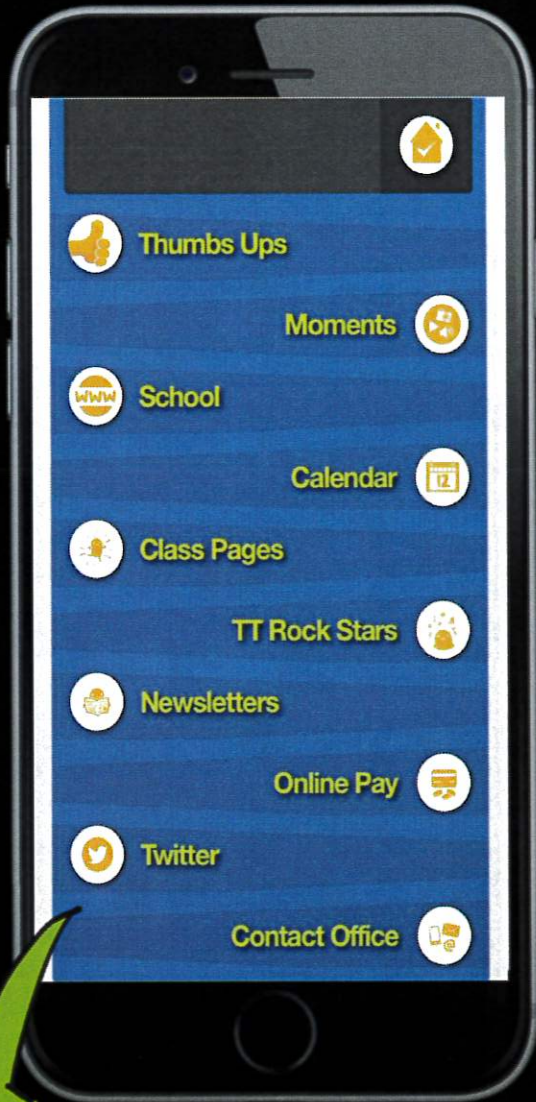
Tap to share.

Remember to tap Hi5 every time you receive a message to thank the teacher for keeping you informed and let them know you've seen the good news.





# Useful Parent Links and Settings



Change your name and password.

Add more children to your app.

Invite other family members.

[Download a MemoryBook.](#)

Recommend MarvellousMe 😊

Remove a child from your app.

Get help.

Get email alerts.

Get device notifications.

One-tap links to useful information and services. These are set up by the school.

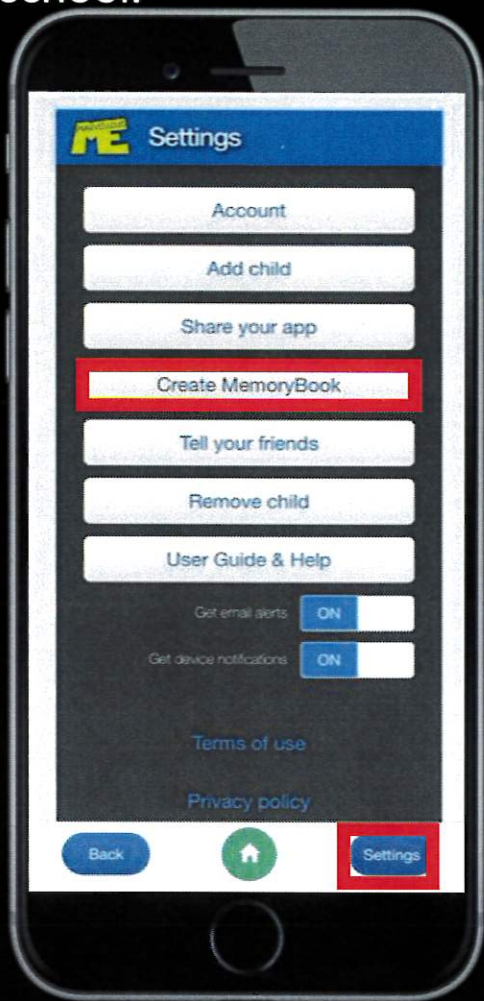




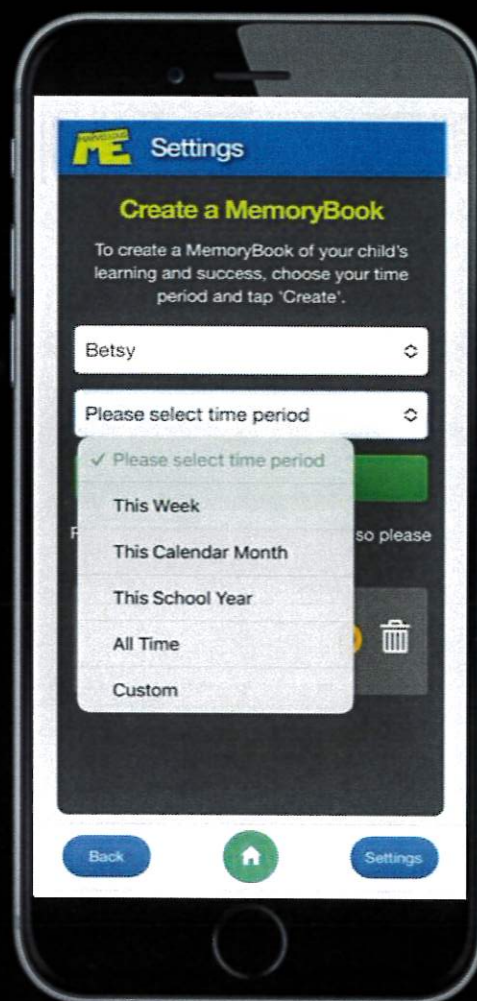
# MemoryBook



These are free downloadable PDFs of your child's MarvellousMe history. They're wonderful keepsakes and can be created for any time period e.g. for the School Year, or for 'All Time' when your child leaves the school.



Tap 'Settings', then 'Create MemoryBook'.



Select the child and the time period you want to report the MemoryBook for. Tap 'Create'.



Download the PDF to your device. You can save, print or forward it.