


Year 11 Leavers (2020)
Autumn Term 2020 Retention Information


■ College / Training Provider ■ NEET (but engaging) ■ NEET (but not engaging)
■ Employed ■ Other



| Destination | No of Pupils | % of Pupils |
|-----------------------------|--------------|-------------|
| College / Training Provider | 5 | 55.55556 |
| NEET (but engaging) | 2 | 22.22222 |
| NEET (but not engaging) | 1 | 11.11111 |
| Employed | 0 | 0 |
| Other | 1 | 11.11111 |
| Total | 9 | 100 |

Year 11 Leavers (2020)
Autumn Term 2021 Retention Information


■ College / Training Provider ■ NEET (but engaging) ■ NEET (but not engaging)
■ Employed ■ Other



| Destination | No of Pupils | % of Pupils |
|-----------------------------|--------------|-------------|
| College / Training Provider | 6 | 66.66667 |
| NEET (but engaging) | 1 | 11.11111 |
| NEET (but not engaging) | 2 | 22.22222 |
| Employed | 0 | 0 |
| Other | 0 | 0 |
| Total | 9 | 100 |

Year 11 Leavers (2020)
Spring Term 2021 Retention Information

■ College / Training Provider ■ NEET (but engaging) ■ NEET (but not engaging)
■ Employed ■ Other



| Destination | No of Pupils | % of Pupils |
|-----------------------------|--------------|-------------|
| College / Training Provider | 6 | 66.66667 |
| NEET (but engaging) | 3 | 33.33333 |
| NEET (but not engaging) | 0 | 0 |
| Employed | 0 | 0 |
| Other | 0 | 0 |
| Total | 9 | 100 |

Year 11 Leavers (2020)
Spring Term 2022 Retention Information


■ College / Training Provider ■ NEET (but engaging) ■ NEET (but not engaging)
■ Employed ■ Other



| Destination | No of Pupils | % of Pupils |
|-----------------------------|--------------|-------------|
| College / Training Provider | 3 | 33.33333 |
| NEET (but engaging) | 0 | 0 |
| NEET (but not engaging) | 0 | 0 |
| Employed | 1 | 11.11111 |
| Other | 0 | 0 |
| Total | 4 | 100 |

Year 11 Leavers (2020)
Summer Term 2012 Retention Information

■ College / Training Provider ■ NEET (but engaging) ■ NEET (but not engaging)
■ Employed ■ Other



| Destination | No of Pupils | % of Pupils |
|-----------------------------|--------------|-------------|
| College / Training Provider | 5 | 55.55556 |
| NEET (but engaging) | 3 | 33.33333 |
| NEET (but not engaging) | 1 | 11.11111 |
| Employed | 0 | 0 |
| Other | 0 | 0 |
| Total | 9 | 100 |

Year 11 Leavers (2020)
Summer Tem 2022 Retention Information

■ College / Training Provider ■ NEET (but engaging) ■ NEET (but not engaging)
■ Employed ■ Other



| Destination | No of Pupils | % of Pupils |
|-----------------------------|--------------|-------------|
| College / Training Provider | 3 | 33.33333 |
| NEET (but engaging) | 1 | 11.11111 |
| NEET (but not engaging) | 0 | 0 |
| Employed | 0 | 0 |
| Other | 0 | 0 |
| Total | 4 | 100 |